



Location: ACL1 - City Hall

Report on 24-hour TSP monitoring

Action Level ($\mu\text{g}/\text{m}^3$) - 163

Limit Level ($\mu\text{g}/\text{m}^3$) - 260

Date	Sampling Time	Weather Condition	Filter paper no.	Filter Weight, g		Elapse Time, hr		Sampling Time, hr	Flow Rate, m^3/min			Total Volume, m^3	TSP Level, $\mu\text{g}/\text{m}^3$
				Initial	Final	Initial	Final		Initial, Q_{si}	Final, Q_{sf}	Average		
03-Jun-19	08:00	Rainy	ACL1_24hr_141144	2.6547	2.6823	5630.87	5654.87	24.00	0.98	0.98	0.98	1417	19.5
08-Jun-19	08:00	Cloudy	ACL1_24hr_000038	2.7171	2.7436	5657.87	5681.87	24.00	0.98	0.98	0.98	1409	18.8
14-Jun-19	08:00	Rainy	ACL1_24hr_000355	2.6644	2.7330	5684.87	5708.87	24.00	0.98	0.98	0.98	1411	48.6
20-Jun-19	08:00	Cloudy	ACL1_24hr_000276	2.7120	2.7359	5711.87	5735.87	24.00	0.86	0.86	0.86	1236	19.3
26-Jun-19	08:00	Cloudy	ACL1_24hr_000628	2.7086	2.7666	5738.87	5762.87	24.00	0.98	0.97	0.98	1408	41.2

Report on 1-hour TSP monitoring

Action Level ($\mu\text{g}/\text{m}^3$) - 460

Limit Level ($\mu\text{g}/\text{m}^3$) - 500

Date	Sampling Time	Weather Condition	Filter paper no.	Filter Weight, g		Elapse Time, hr		Sampling Time, hr	Flow Rate, m^3/min			Total Volume, m^3	TSP Level, $\mu\text{g}/\text{m}^3$
				Initial	Final	Initial	Final		Initial, Q_{si}	Final, Q_{sf}	Average		
04-Jun-19	08:55	Rainy	ACL1_1hr_1_141139	2.6588	2.6588	5654.87	5655.87	1.00	0.98	0.98	0.98	59	<0.1
04-Jun-19	10:45	Rainy	ACL1_1hr_2_141113	2.6789	2.6792	5655.87	5656.87	1.00	0.98	0.98	0.98	59	5.1
04-Jun-19	13:00	Rainy	ACL1_1hr_3_141129	2.6440	2.6440	5656.87	5657.87	1.00	0.98	0.98	0.98	59	<0.1
10-Jun-19	08:15	Cloudy	ACL1_1hr_1_000211	2.6764	2.6786	5681.87	5682.87	1.00	0.85	0.85	0.85	51	43.2
10-Jun-19	10:58	Cloudy	ACL1_1hr_2_000216	2.6886	2.6914	5682.87	5683.87	1.00	0.98	0.98	0.98	59	47.7
10-Jun-19	13:00	Cloudy	ACL1_1hr_3_000372	2.6860	2.6867	5683.87	5684.87	1.00	0.85	0.85	0.85	51	13.7
15-Jun-19	09:20	Cloudy	ACL1_1hr_1_000268	2.6909	2.6924	5708.87	5709.87	1.00	0.85	0.85	0.85	51	29.3
15-Jun-19	10:25	Cloudy	ACL1_1hr_2_000271	2.7150	2.7177	5709.87	5710.87	1.00	0.98	0.98	0.98	59	45.9
15-Jun-19	13:00	Cloudy	ACL1_1hr_3_000274	2.6778	2.6801	5710.87	5711.87	1.00	0.85	0.85	0.85	51	45.0
21-Jun-19	09:15	Cloudy	ACL1_1hr_1_000320	2.6928	2.6950	5735.87	5736.87	1.00	0.85	0.85	0.85	51	42.9
21-Jun-19	10:17	Cloudy	ACL1_1hr_2_000308	2.7072	2.7103	5736.87	5737.87	1.00	0.85	0.85	0.85	51	60.4
21-Jun-19	13:00	Cloudy	ACL1_1hr_3_000311	2.7037	2.7088	5737.87	5738.87	1.00	0.85	0.85	0.85	51	99.4
27-Jun-19	09:02	Rainy	ACL1_1hr_1_000102	2.6889	2.6912	5762.87	5763.87	1.00	0.85	0.85	0.85	51	45.1
27-Jun-19	10:05	Rainy	ACL1_1hr_2_000108	2.6819	2.6823	5763.87	5764.87	1.00	0.85	0.85	0.85	51	7.8
27-Jun-19	13:00	Rainy	ACL1_1hr_3_000111	2.6918	2.6925	5764.87	5765.87	1.00	0.85	0.85	0.85	51	13.7



Location: ACL2a - Contractor HK/2012/08 Site office

Report on 24-hour TSP monitoring
Action Level ($\mu\text{g}/\text{m}^3$) - 187.3
Limit Level ($\mu\text{g}/\text{m}^3$) - 260

Date	Sampling Time	Weather Condition	Filter paper no.	Filter Weight, g		Elapse Time, hr		Sampling Time, hr	Flow Rate, m^3/min			Total Volume, m^3	TSP Level, $\mu\text{g}/\text{m}^3$
				Initial	Final	Initial	Final		Initial, Q_{si}	Final, Q_{sf}	Average		
03-Jun-19	08:00	Rainy	ACL2a_24hr_141141	2.6588	2.6880	10854.39	10878.39	24.00	1.10	1.10	1.10	1583	18.4
08-Jun-19	08:00	Cloudy	ACL2a_24hr_000359	2.6741	2.6984	10881.39	10905.39	24.00	1.10	1.09	1.10	1577	15.4
15-Jun-19	11:50	Rainy	ACL2a_24hr_000204	2.7042	2.7553	10911.39	10935.39	24.00	1.10	1.10	1.10	1580	32.3
21-Jun-19	10:13	Cloudy	ACL2a_24hr_000695	2.7173	2.7205	10943.78	10967.78	24.00	1.09	1.09	1.09	1575	2.0
26-Jun-19	08:00	Cloudy	ACL2a_24hr_000627	2.6966	2.7172	10970.78	10994.78	24.00	1.10	1.09	1.09	1574	13.1

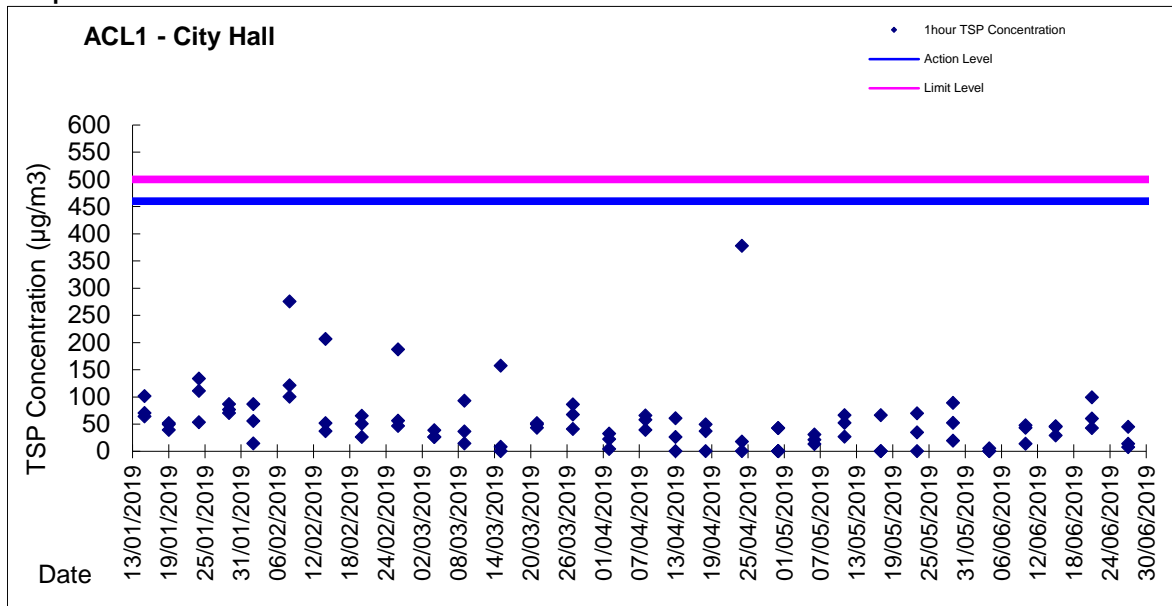
Remarks: Due to interruption of electricity, the 24hr TSP was rescheduled from 14, 20 June 2019 to 15, 21 June 2019.

Report on 1-hour TSP monitoring
Action Level ($\mu\text{g}/\text{m}^3$) - 300.1
Limit Level ($\mu\text{g}/\text{m}^3$) - 500

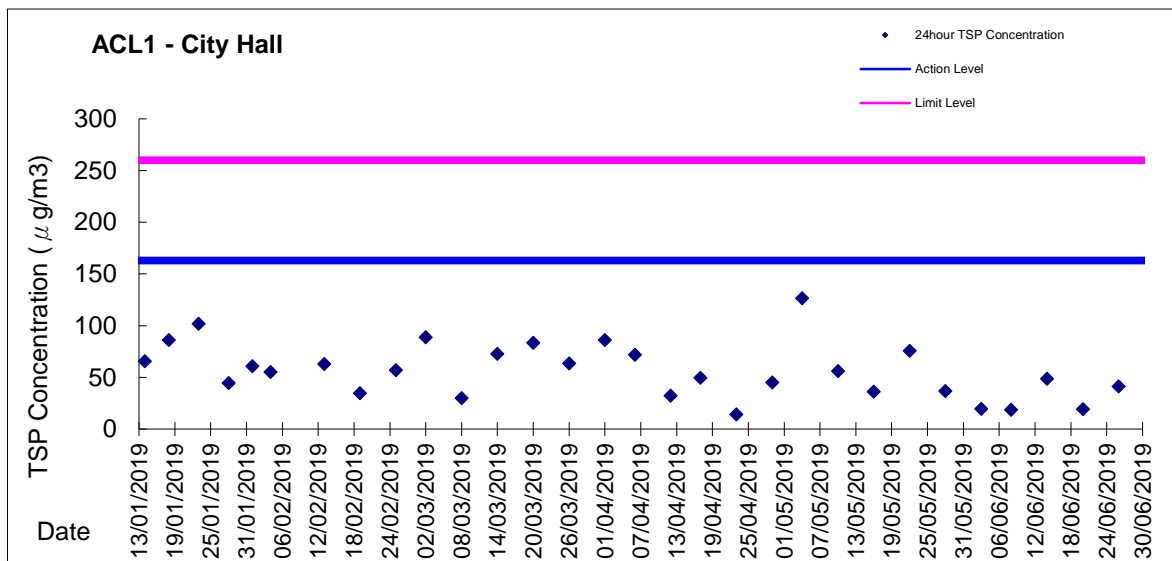
Date	Sampling Time	Weather Condition	Filter paper no.	Filter Weight, g		Elapse Time, hr		Sampling Time, hr	Flow Rate, m^3/min			Total Volume, m^3	TSP Level, $\mu\text{g}/\text{m}^3$
				Initial	Final	Initial	Final		Initial, Q_{si}	Final, Q_{sf}	Average		
04-Jun-19	09:35	Rainy	ACL2a_1hr_1_141137	2.6460	2.6460	10878.39	10879.39	1.00	1.10	1.10	1.10	66	<0.1
04-Jun-19	13:00	Rainy	ACL2a_1hr_2_141114	2.6593	2.6593	10879.39	10880.39	1.00	1.10	1.10	1.10	66	<0.1
04-Jun-19	14:05	Rainy	ACL2a_1hr_3_141126	2.6606	2.6606	10880.39	10881.39	1.00	1.10	1.10	1.10	66	<0.1
10-Jun-19	09:30	Cloudy	ACL2a_1hr_1_000219	2.7213	2.7271	10905.39	10906.39	1.00	1.09	1.09	1.09	66	88.3
10-Jun-19	13:00	Cloudy	ACL2a_1hr_2_000368	2.6607	2.6637	10906.39	10907.39	1.00	1.09	1.09	1.09	66	45.7
10-Jun-19	16:00	Cloudy	ACL2a_1hr_3_000379	2.6953	2.7034	10907.39	10908.39	1.00	1.09	1.09	1.09	66	123.3
15-Jun-19	08:00	Cloudy	ACL2a_1hr_1_000265	2.6872	2.6912	10908.39	10909.39	1.00	1.10	1.10	1.10	66	60.8
15-Jun-19	09:45	Cloudy	ACL2a_1hr_2_000280	2.7036	2.7059	10909.39	10910.39	1.00	1.10	1.10	1.10	66	35.0
15-Jun-19	10:48	Cloudy	ACL2a_1hr_3_000283	2.6774	2.6805	10910.39	10911.39	1.00	1.10	1.10	1.10	66	47.1
24-Jun-19	13:00	Cloudy	ACL2a_1hr_1_000601	2.7289	2.7325	10967.78	10968.78	1.00	1.10	1.10	1.10	66	54.7
24-Jun-19	14:05	Cloudy	ACL2a_1hr_2_000696	2.7079	2.7089	10968.78	10969.78	1.00	1.10	1.10	1.10	66	15.2
24-Jun-19	15:14	Cloudy	ACL2a_1hr_3_000630	2.7126	2.7139	10969.78	10970.78	1.00	1.10	1.10	1.10	66	19.8
27-Jun-19	08:10	Rainy	ACL2a_1hr_1_000693	2.6919	2.6946	10994.78	10995.78	1.00	1.09	1.09	1.09	65	41.3
27-Jun-19	09:40	Rainy	ACL2a_1hr_2_000692	2.7037	2.7055	10995.78	10996.78	1.00	1.09	1.09	1.09	65	27.5
27-Jun-19	10:43	Rainy	ACL2a_1hr_3_000653	2.7215	2.7253	10996.78	10997.78	1.00	1.09	1.09	1.09	65	58.1



Graphic Presentation of 1 hour TSP Result

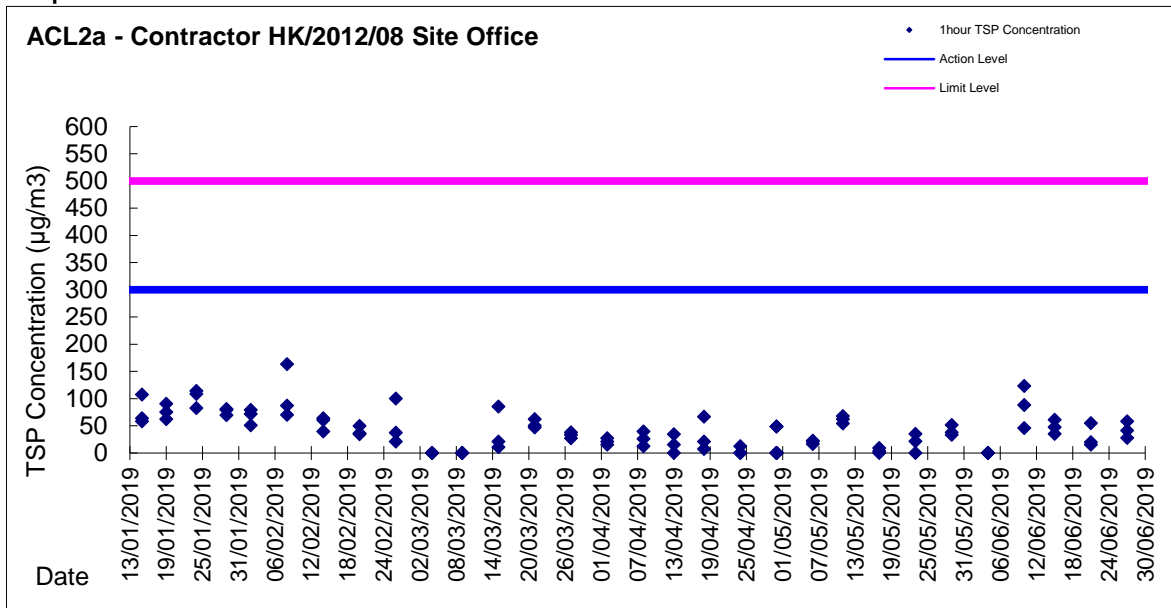


Graphic Presentation of 24 hour TSP Result





Graphic Presentation of 1 hour TSP Result



Graphic Presentation of 24 hour TSP Result

